


NH Department of Health and Human Services
129 Pleasant Street - State Office Park South
Concord, NH 03301



PRESS RELEASE
FOR IMMEDIATE RELEASE
December 29, 2020

CONTACT
State Joint Information Center
603-223-6169
jic@dos.nh.gov

NH DHHS COVID-19 Update – December 29, 2020

Concord, NH – The New Hampshire Department of Health and Human Services (DHHS) has issued the following update on the new coronavirus, COVID-19.

On Tuesday, December 29, 2020, DHHS announced 1,029 new positive test results for COVID-19, for a current PCR test positivity rate of 7.3%. Today's results include 630 people who tested positive by PCR test and 399 who tested positive by antigen test. There are now 5,883 current COVID-19 cases diagnosed in New Hampshire. Of the results reported today:

- **12/23:** 99 new cases today, for an updated total of **1,119** cases
- **12/24:** 2 new cases today, for an updated total of **744** cases
- **12/26:** 9 new cases today, for an updated total of **487** cases
- **12/27:** 435 new cases today, for an updated total of **537** cases
- **12/28:** **484** new cases

Test results for previous days are still being processed and the total number of new positives for those days are not yet complete. Updated case counts for prior days will be reflected on the [COVID-19 interactive dashboard](#).

Several cases are still under investigation. Additional information from ongoing investigations will be incorporated into future COVID-19 updates. Of those with complete information, there are one hundred and twenty-five individuals under the age of 18 and the rest are adults with 52% being female and 48% being male. The new cases reside in Rockingham (252), Hillsborough County other than Manchester and Nashua (182), Merrimack (105), Strafford (85), Belknap (54), Carroll (22), Grafton (21), Coos (18), Sullivan (10), and Cheshire (9) counties, and in the cities of Manchester (128) and Nashua (87). The county of residence is being determined for fifty-six new cases.

Community-based transmission continues to occur in the State and has been identified in all counties. Of those with complete risk information, most of the cases are either associated with an outbreak setting or have had close contact with a person with a confirmed COVID-19 diagnosis.

DHHS has also announced twenty additional deaths related to COVID-19. We offer our sympathies to the family and friends.

- 2 female residents of Belknap County, 60 years of age and older
- 6 female residents of Hillsborough County, 60 years of age and older
- 4 male residents of Hillsborough County, 60 years of age and older
- 1 male resident of Merrimack County, 60 years of age and older
- 2 female residents of Rockingham County, 60 years of age and older
- 1 male resident of Rockingham County, 60 years of age and older

- 3 female residents of Strafford County, 60 years of age and older
- 1 male resident of Strafford County, 60 years of age and older

There are currently 295 individuals hospitalized with COVID-19. In New Hampshire since the start of the pandemic, there have been a total of 42,697 cases of COVID-19 diagnosed with 901 (2%) of those having been hospitalized.

Current Situation in New Hampshire

New Hampshire 2019 Novel Coronavirus (COVID-19) Summary Report (updated December 29, 2020, 9:00 AM)

NH Persons with COVID-19	42,697
Recovered	36,079 (85%)
Deaths Attributed to COVID-19	735 (2%)
Total Current COVID-19 Cases	5,883
Persons Who Have Been Hospitalized for COVID-19	901 (2%)
Current Hospitalizations	295
Total Persons Tested at Selected Laboratories, Polymerase Chain Reaction (PCR) ₁	507,929
Total Persons Tested at Selected Laboratories, Antibody Laboratory Tests ₂	34,597
Persons with Specimens Submitted to NH PHL	62,777
Persons with Test Pending at NH PHL ₃	312

₁Includes specimens positive at any laboratory and those confirmed by CDC confirmatory testing.

₂Includes specimens tested at the NH Public Health Laboratories (PHL), LabCorp, Quest, Dartmouth-Hitchcock Medical Center, and those sent to CDC prior to NH PHL testing capacity.

₃Includes specimens received and awaiting testing at NH PHL. Does not include tests pending at commercial laboratories.

Number of Tests Conducted by Date of Report to NH DHHS

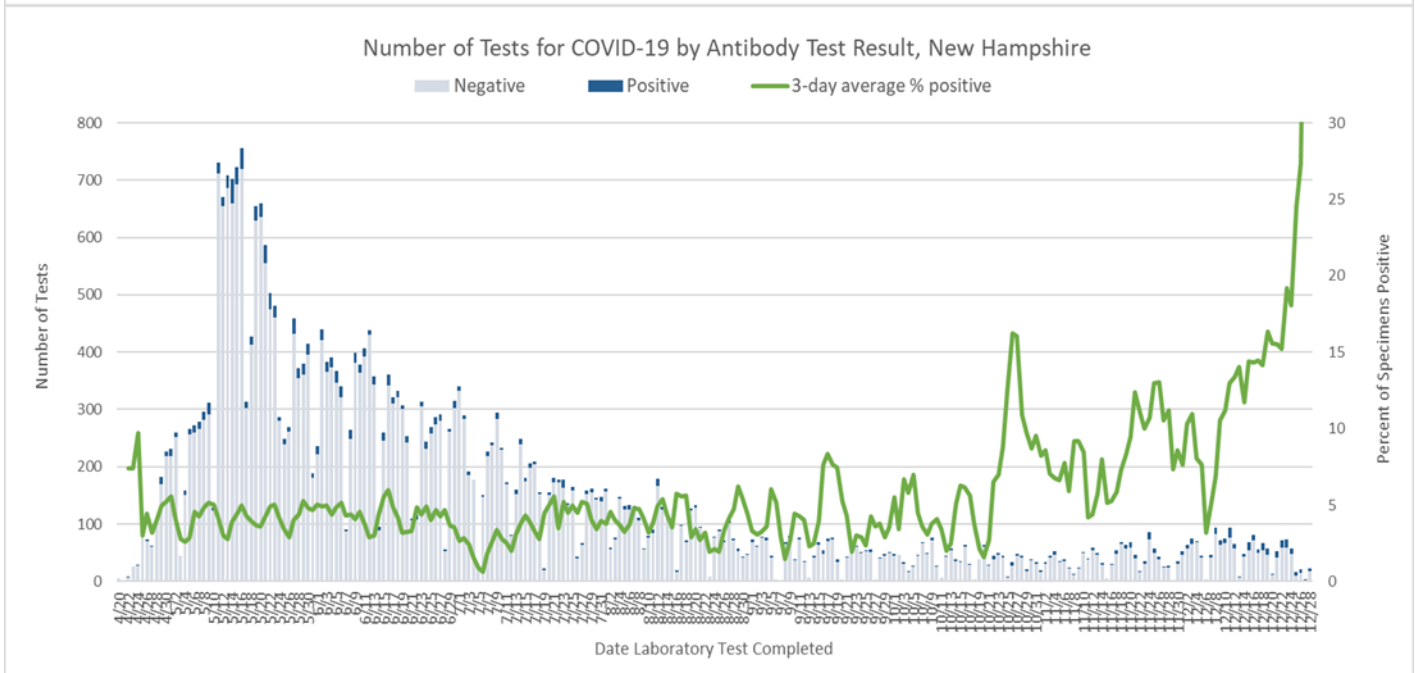
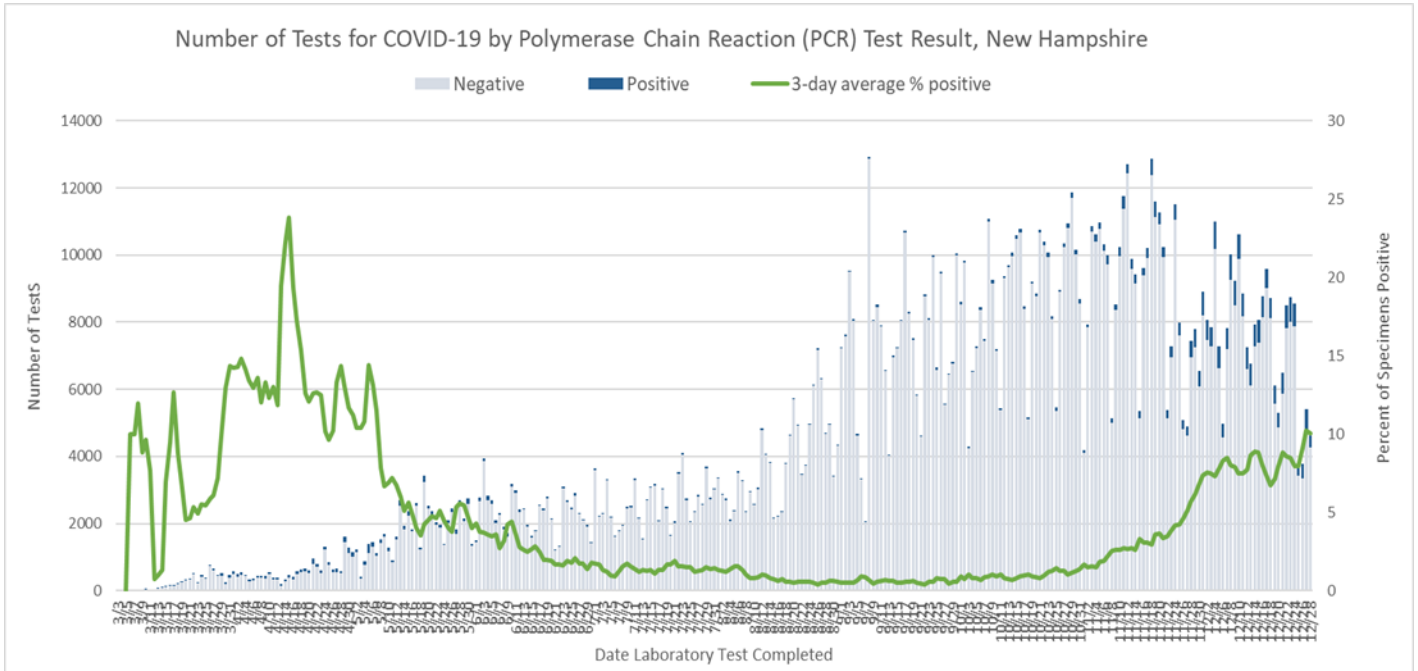
Polymerase Chain Reaction (PCR) Tests								
Testing Laboratory	12/22	12/23	12/24	12/25	12/26	12/27	12/28	Daily Average
NH Public Health Laboratories	801	1,288	1,584	0	708	529	413	760
LabCorp	1,479	1,360	1,651	370	607	2,337	993	1,257
Quest Diagnostics	1,186	1,323	1,424	1,412	775	1,011	422	1,079
Mako Medical	90	1,021	529	695	65	69	0	353
Dartmouth-Hitchcock Medical Center	574	920	823	586	114	322	107	492
Other NH Hospital Laboratory	671	680	422	188	431	351	346	441
Other Laboratory*	1,829	2,132	2,117	473	1,079	785	1,125	1,363
University of New Hampshire**	1,860	13	11	0	1	0	1,206	442
Total	8,490	8,737	8,561	3,724	3,780	5,404	4,612	6,187
Antibody Laboratory Tests								
Testing Laboratory	12/22	12/23	12/24	12/25	12/26	12/27	12/28	Daily Average
LabCorp	19	24	18	10	1	3	0	11

Quest Diagnostics	25	26	28	2	0	0	11	13
Dartmouth-Hitchcock Medical Center	6	6	3	0	5	0	1	3
Other Laboratory*	11	16	6	0	15	0	9	8
Total	61	72	55	12	21	3	21	35

* Includes out-of-state public health laboratories, out-of-state hospital laboratories, and other commercial laboratories not already listed in the table.

Note: Patients who had both antibody and polymerase chain reaction (PCR) tests are accounted for in both tables.

** Includes tests conducted at the UNH laboratory and their contracted lab Veritas.



[NH DHHS Daily Update on COVID-19 Archive](#)

For more information, please visit the DHHS COVID-19 webpage at <https://www.nh.gov/covid19>.

###