

NH Department of Health and Human Services
129 Pleasant Street - State Office Park South
Concord, NH 03301



PRESS RELEASE
FOR IMMEDIATE RELEASE
May 15, 2020

CONTACT
State Joint Information Center
603-223-6169
jic@dos.nh.gov

NH DHHS COVID-19 Update – May 15, 2020

Concord, NH – The New Hampshire Department of Health and Human Services (DHHS) has issued the following update on the new coronavirus, COVID-19.

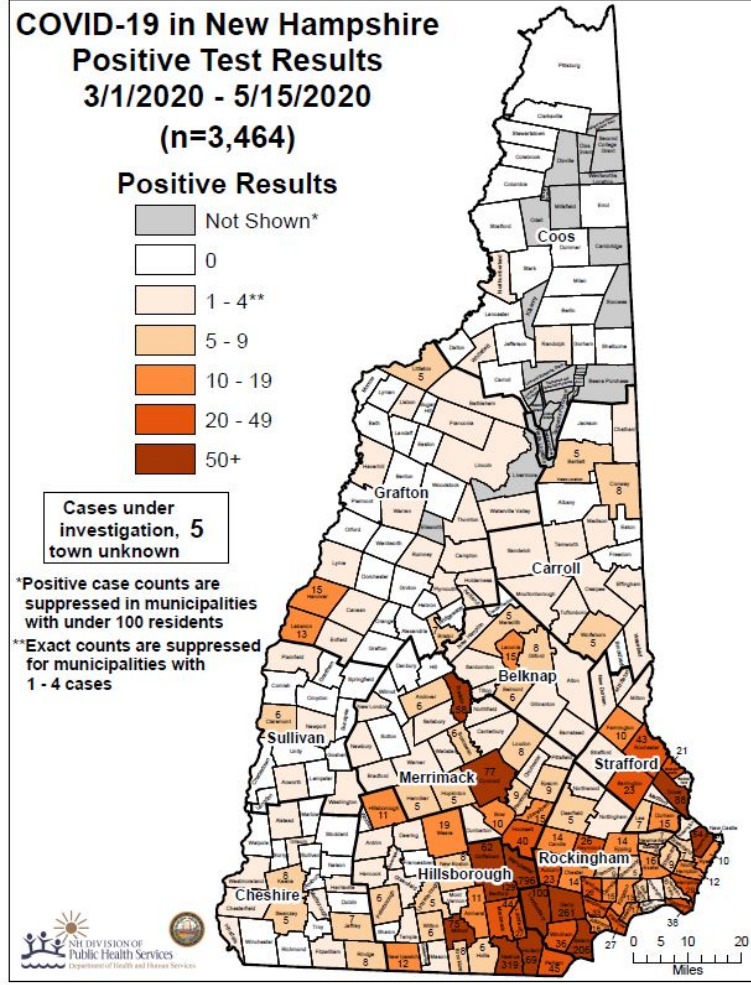
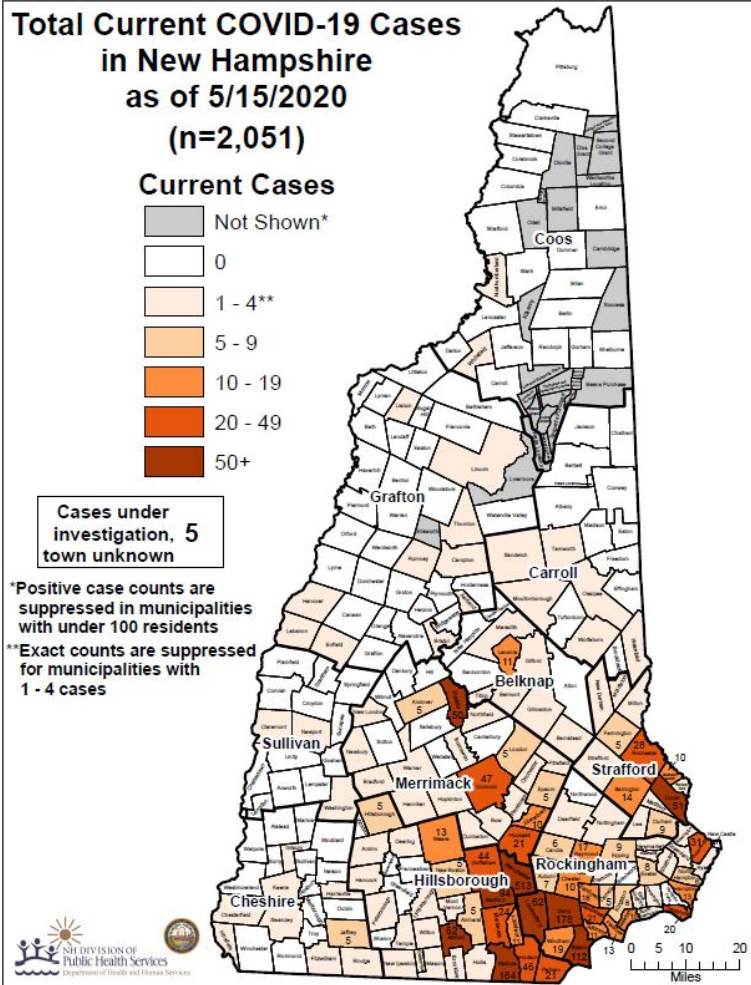
On Friday, May 15, 2020, DHHS announced 88 new positive test results for COVID-19. There have now been 3,464 cases of COVID-19 diagnosed in New Hampshire. Several cases are still under investigation. Additional information from ongoing investigations will be incorporated into future COVID-19 updates. Of those with complete information, there are three individuals under the age of 18 and the rest are adults with 62% being female and 38% being male. The new cases reside in Rockingham (21), Hillsborough County other than Manchester and Nashua (21), Merrimack (10), Strafford (3), Coos (2), Sullivan (2), Belknap (1), and Grafton (1) counties, and in the cities of Manchester (21) and Nashua (6).

Five new hospitalized cases were identified for a total of 335 (10%) of 3,464 cases. Eleven of the new cases have no identified risk factors. Community-based transmission continues to occur in the State and has been identified in all counties. Most of the remaining cases have either had travel to domestic or international locations or have had close contact with a person with a confirmed COVID-19 diagnosis.

DHHS has also announced 8 additional deaths related to COVID-19. We offer our sympathies to the family and friends.

- 3 female residents of Hillsborough County, 60 years of age and older
- 2 male residents of Hillsborough County, 60 years of age and older
- 1 male resident of Hillsborough County, younger than 60 years of age
- 1 female resident of Rockingham County, 60 years of age and older
- 1 male resident of Rockingham County, 60 years of age and older

Current Situation in New Hampshire



New Hampshire 2019 Novel Coronavirus (COVID-19) Summary Report (data updated May 15, 2020, 9:00 AM)

NH Persons with COVID-19 ₁	3,464
Recovered	1,254 (36%)
Deaths Attributed to COVID-19	159 (5%)
Total Current COVID-19 Cases	2,051
Persons Who Have Been Hospitalized for COVID-19	335 (10%)
Current Hospitalizations	110
Total Persons Tested at Selected Laboratories, Polymerase Chain Reaction (PCR) ₂	42,676
Total Persons Tested at Selected Laboratories, Antibody Laboratory Tests ₂	3,913
Persons with Specimens Submitted to NH PHL	15,140
Persons with Test Pending at NH PHL ₃	1401
Persons Being Monitored in NH (approximate point in time)	3,475

County	Cases
Belknap	50
Carroll	39
Cheshire	47
Coos	4
Grafton	61
Hillsborough - Other	565
Hillsborough - Manchester	796
Hillsborough - Nashua	319
Merrimack	272
Rockingham	1069
Strafford	221
Sullivan	16
County TBD	5
Grand Total	3464

₁Includes specimens positive at any laboratory and those confirmed by CDC confirmatory testing.

₂Includes specimens tested at the NH Public Health Laboratories (PHL), LabCorp, Quest, Dartmouth-Hitchcock Medical Center, and those sent to CDC prior to NH PHL testing capacity.

₃Includes specimens received and awaiting testing at NH PHL. Does not include tests pending at commercial laboratories.

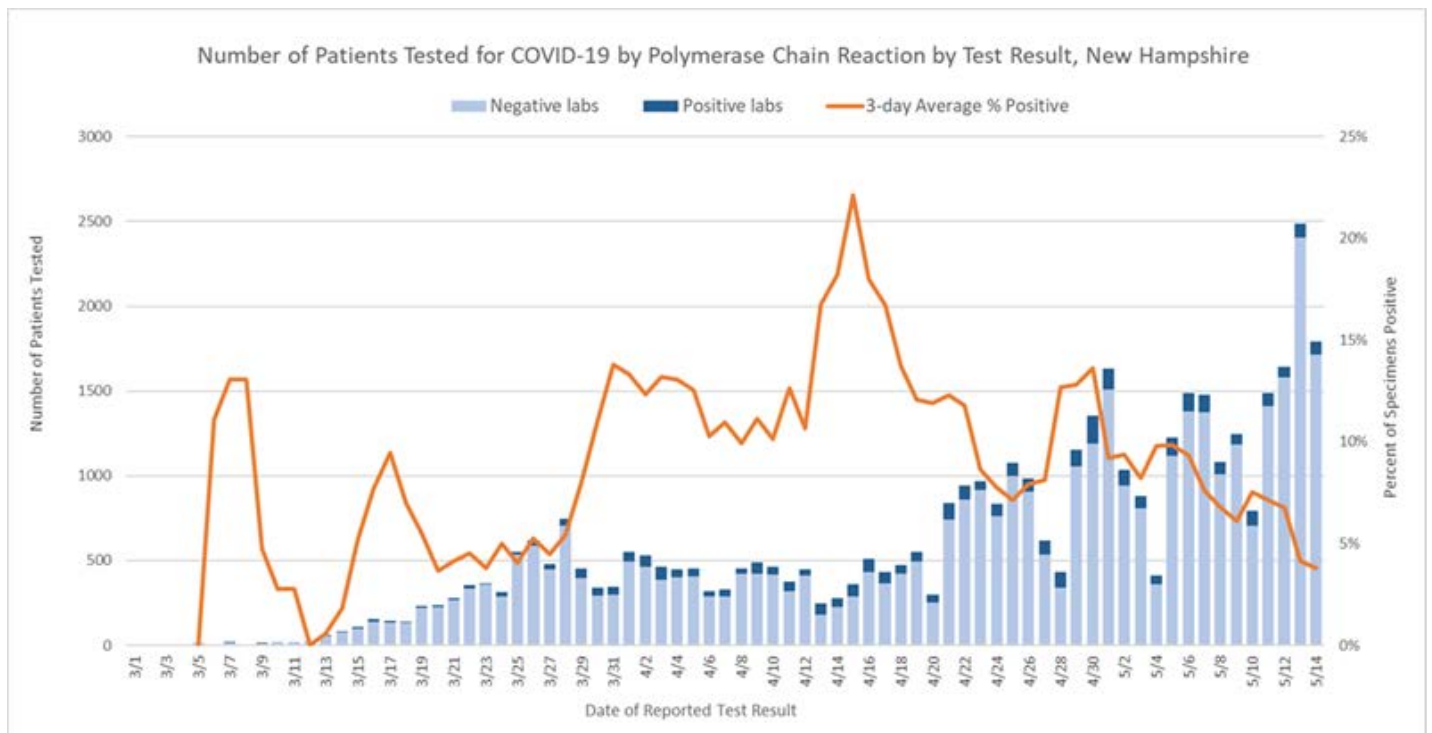
Number of Specimens Tested by Date of Report to NH DHHS

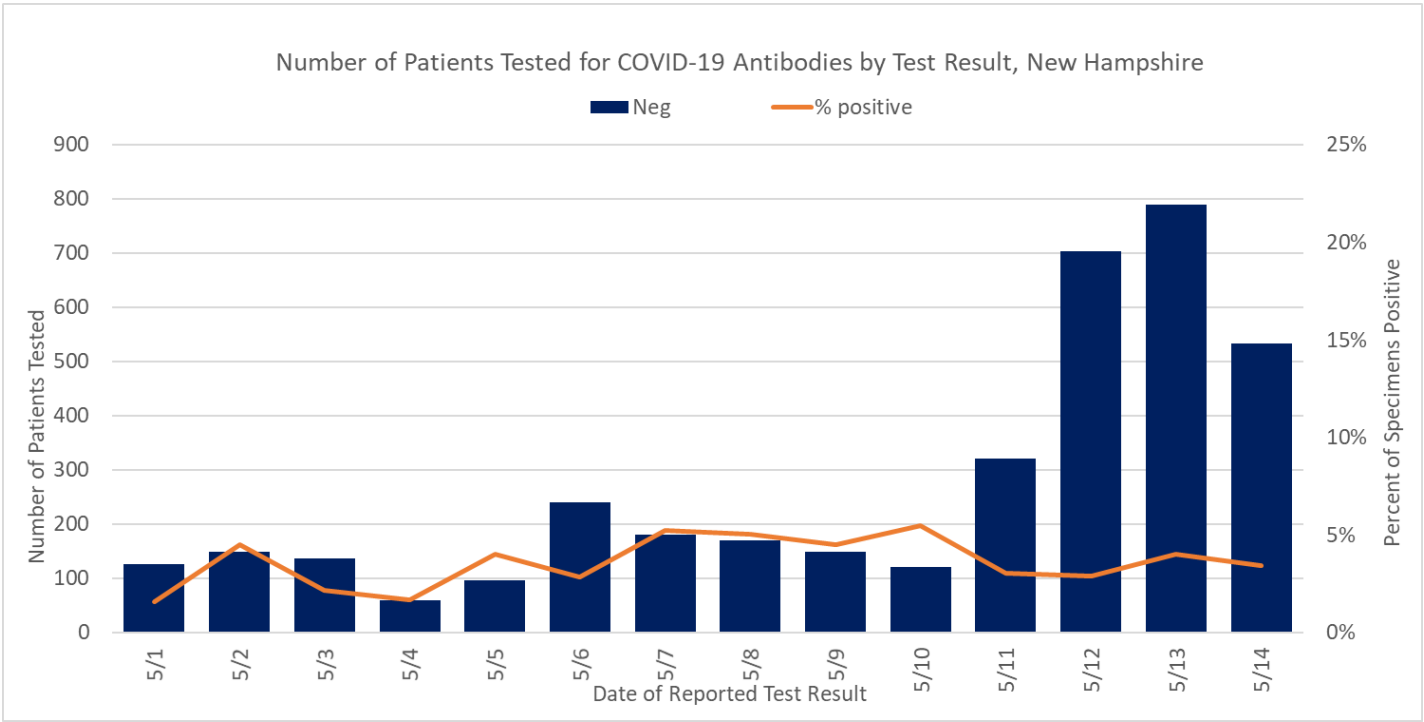
Polymerase Chain Reaction (PCR) Tests								
Testing Laboratory	5/8	5/9	5/10	5/11	5/12	5/13	5/14	Daily Average
NH Public Health Laboratories	253	415	263	245	308	443	344	324
LabCorp	206	411	n/a**	622	131	536	406	385
Quest Diagnostics	343	194	220	521	895	1218	674	581
Dartmouth-Hitchcock Medical Center	142	133	210	31	100	97	326	148
Other NH Hospital Laboratory	109	64	86	49	177	156	n/a**	107
Other Laboratory*	26	30	6	21	34	39	41	28
Total	1079	1247	785	1489	1645	2489	1791	1504

Antibody Laboratory Tests								
Testing Laboratory	5/8	5/9	5/10	5/11	5/12	5/13	5/14	Daily Average
LabCorp	25	32	0	49	3	4	59	25
Quest Diagnostics	151	122	125	279	720	818	488	386
Other Laboratory*	3	1	3	2	1	1	5	2
Total	179	155	128	330	724	823	552	413

* Includes out-of-state public health laboratories, out-of-state hospital laboratories, and other commercial laboratories not already listed in the table.

** Not available at the time of this report.





[NH DHHS Daily Update on COVID-19 Archive](#)

For more information, please visit the DHHS COVID-19 webpage at <https://www.nh.gov/covid19>.

###