


NH Department of Health and Human Services  
129 Pleasant Street - State Office Park South  
Concord, NH 03301



**PRESS RELEASE**  
**FOR IMMEDIATE RELEASE**  
**March 4, 2021**

**CONTACT**  
**State Joint Information Center**  
**603-223-6169**  
[jic@dos.nh.gov](mailto:jic@dos.nh.gov)

## **NH DHHS COVID-19 Update – March 4, 2021**

**Concord, NH** – The New Hampshire Department of Health and Human Services (DHHS) has issued the following update on the new coronavirus, COVID-19.

On Thursday, March 4, 2021, DHHS announced 231 new positive test results for COVID-19, for a current PCR test positivity rate of 2.3%. Today's results include 187 people who tested positive by PCR test and 44 who tested positive by antigen test. There are now 2,191 current COVID-19 cases diagnosed in New Hampshire. Of the results reported today:

- **3/3: 231** new cases

Several cases are still under investigation. Additional information from ongoing investigations will be incorporated into future COVID-19 updates. Of those with complete information, there are thirty individuals under the age of 18 and the rest are adults with 51% being female and 49% being male. The new cases reside in Rockingham (46), Strafford (31), Hillsborough County other than Manchester and Nashua (26), Merrimack (25), Cheshire (20), Grafton (13), Belknap (7), Carroll (7), Coos (7), and Sullivan (2) counties, and in the cities of Manchester (32) and Nashua (6). The county of residence is being determined for nine new cases.

Community-based transmission continues to occur in the State and has been identified in all counties. Of those with complete risk information, most of the cases have either had close contact with a person with a confirmed COVID-19 diagnosis, are associated with an outbreak setting, or have recently traveled.

DHHS has also announced three additional deaths related to COVID-19. We offer our sympathies to the family and friends.

- 2 male residents of Merrimack County, 60 years of age and older
- 1 male resident of Sullivan County, 60 years of age and older

There are currently 92 individuals hospitalized with COVID-19. In New Hampshire since the start of the pandemic, there have been a total of 76,178 cases of COVID-19 diagnosed.

### **Current Situation in New Hampshire**

#### **New Hampshire 2019 Novel Coronavirus (COVID-19) Summary Report (updated March 4, 2021, 9:00 AM)**

NH Persons with COVID-19	76,178
Recovered	72,809 (96%)
Deaths Attributed to COVID-19	1,178 (2%)
Total Current COVID-19 Cases	2,191
Current Hospitalizations	92
Total Persons Tested at Selected Laboratories, Polymerase Chain Reaction (PCR):	630,826

Total Persons Tested at Selected Laboratories, Antibody Laboratory Tests<sup>2</sup> 37,805

Persons with Specimens Submitted to NH PHL 68,867

Persons with Test Pending at NH PHL<sup>3</sup> 743

<sup>1</sup>Includes specimens positive at any laboratory and those confirmed by CDC confirmatory testing.

<sup>2</sup>Includes specimens tested at the NH Public Health Laboratories (PHL), LabCorp, Quest, Dartmouth-Hitchcock Medical Center, and those sent to CDC prior to NH PHL testing capacity.

<sup>3</sup>Includes specimens received and awaiting testing at NH PHL. Does not include tests pending at commercial laboratories.

### New Hampshire Institutions Associated with COVID-19 Outbreak (as of 3/4/2021)

Current COVID-19 Outbreaks	Resident Cases	Staff Cases	Under Investigation	Deaths
Bedford Nursing and Rehabilitation Center	6	13	0	0
Dover Center for Health and Rehabilitation	74	49	0	11
Hillsborough County House of Corrections	19	2	0	0
Merrimack County Nursing Home	45	51	0	6
Mt. Carmel Rehabilitation and Nursing	11	7	0	0
NH State Prison - Men's	266	75	0	1

Closed COVID-19 Outbreaks	Resident Cases	Staff Cases	Deaths
All American Assisted Living Londonderry (6/9/2020)	15	16	2
Applewood Rehabilitation Center (2/20/2021)	18	17	1
The Arbors at Bedford (2/7/2021)	47	18	22
Aurora Assisted Living Derry (6/6/2020)	38	17	10
Aurora Assisted Living Derry (1/21/2020)	13	17	0
Bedford Falls (6/6/2020)	40	21	11
Bedford Hills Center Genesis (7/16/2020)	37	25	7
Bedford Hills Center Genesis (11/19/2020)	61	20	19
Bedford Hills Center Genesis (1/6/2021)	3	6	0
Bedford Nursing and Rehabilitation Center (7/7/2020)	62	28	17
Bel-Air Nursing Home and Rehab Center (2/1/2021)	22	8	0
Bellamy Fields Dover (5/16/2020)	35	13	10
Bentley Commons at Bedford (2/4/2021)	21	13	2
Birch Hill (7/30/2020)	40	29	14
Birch Hill (2/23/2021)	3	13	0
Calumet Transitional Housing Unit - NHDOC (2/3/2021)	14	5	0
Carriage Hill Assisted Living (2/13/2021)	13	9	3
Carroll County Department of Corrections (2/23/2021)	3	10	0
Clipper Harbor Genesis Portsmouth (5/29/2020)	0	8	0
Clipper Harbor/Cedar Healthcare Center (1/24/2021)	32	16	7
Colonial Poplin Nursing & Rehabilitation (12/22/2020)	19	10	0
Colonial Poplin Nursing & Rehabilitation (1/15/2021)	4	1	0
Community Bridges Belmont (6/9/2020)	2	7	0
Community Bridges Concord (2/2/2021)	5	10	0
Community Resources for Justice Transitional Housing Manchester (5/18/2020)	16	4	0
Coos County Nursing Hospital (12/30/2020)	64	71	13
Country Village Center (2/17/2021)	47	20	12
Courville at Bedford - Carlyle Place (1/6/2021)	20	10	7

Courville Manchester (6/30/2020)	15	14	6
Crestwood Center Milford (6/30/2020)	54	28	15
Crestwood Center Milford (1/18/2021)	26	13	3
Crotched Mountain (4/20/2020)	3	12	1
Easterseals - Manchester (5/16/2020)	45	70	0
Edgewood Centre Portsmouth (2/16/2021)	28	21	2
Elms Center (1/11/2021)	31	14	10
Epsom Healthcare (1/18/2021)	66	30	8
Evergreen Place Manchester (9/3/2020)	27	16	7
Evergreen Place Manchester (12/22/2020)	3	2	0
Fairview Senior Living (1/12/2021)	89	54	11
Golden View Health Care Meredith (1/24/2021)	77	52	12
Grace House Windham (12/30/2020)	14	12	0
Green Mountain Treatment Center (1/8/2021)	68	38	0
Greenbriar (8/21/2020)	124	34	28
Greystone Farm at Salem (6/16/2020)	9	3	0
Greystone Farms (1/25/2021)	2	7	0
Hackett Hill Genesis Manchester (6/5/2020)	56	16	16
Hackett Hill Genesis Manchester (12/18/2020)	1	4	0
Hanover Hill Manchester (5/26/2020)	79	60	25
Hanover Hill Manchester (1/11/2021)	22	11	3
Hanover Terrace Health and Rehabilitation Center (1/22/2021)	71	40	7
Harbor Care Chestnut Street Group Home (2/2/2021)	4	2	0
Harmony Homes by the Bay (2/7/2021)	38	15	3
Harris Hill Center (1/21/2021)	22	17	3
Hillsborough County House of Corrections (2/11/2021)	114	54	0
Hillsborough County Nursing Home (7/27/2020)	154	55	39
Hillsborough County Nursing Home (2/15/2021)	100	64	13
Holy Cross Manchester (7/15/2020)	19	18	1
Huntington Nashua (5/8/2020)	23	19	7
Institute for Professional Practice, Inc (4/21/2020)	2	6	1
Keene Center (2/17/2021)	101	38	10
Kendal at Hanover (2/8/2021)	4	7	1
Keystone Hall, Cynthia Day Program (1/20/2021)	19	6	0
Kimi Nichols Center Plaistow (6/10/2020)	3	6	0
Lafayette Center (2/6/2021)	18	11	1
Lakes Region Community Services Fairview Home (1/14/2021)	7	13	1
Langdon Place of Exeter (2/17/2021)	14	8	2
Langdon Place of Nashua (2/23/2021)	19	18	2
Ledgewood Bay Assisted Living (2/16/2021)	17	16	3
Maple Leaf Healthcare Center (12/18/2020)	93	70	10
Meredith Bay Colony Club (1/26/2021)	23	13	2
Merrimack County Jail (1/22/2021)	36	15	0
Mt. Carmel Nursing and Rehabilitation Manchester (6/26/2020)	38	16	5
Mount Prospect Academy Plymouth (12/18/2020)	14	28	0
Mt. Prospect Academy Seacoast Treatment & Stabilization Center (1/10/2021)	9	8	0
Mountain Ridge Genesis Franklin (6/18/2020)	49	21	9
Mountain View Community Ossipee (10/7/2020)	4	8	1

Nashua Crossings Benchmark (1/25/2021)	49	28	7
NH Correctional Facility for Women (2/12/2021)	26	11	0
NH Veterans' Home (1/25/2021)	93	102	36
Northern NH Correctional Facility – Berlin (2/3/2021)	129	30	1
Oceanside Center - Genesis (12/16/2020)	44	27	11
Pheasant Wood Center (1/5/2021)	32	2	7
Pine Rock Manor Warner (11/19/2020)	48	14	8
Pines of Newmarket (1/24/2021)	28	13	8
Pleasant Valley Derry (5/27/2020)	87	29	21
Pleasant View Nursing Home (1/26/2021)	94	49	22
Prospect Woodward Home at Hillside Village Keene (12/16/2020)	14	9	1
Residence at Salem Woods (1/11/2021)	1	1	0
Ridgewood Genesis Bedford (6/18/2020)	64	23	23
Ridgewood Genesis Bedford (8/12/2020)	2	9	0
Ridgewood Genesis Bedford (12/13/2020)	3	5	0
Rivermead Peterborough (1/22/2021)	5	8	0
Riverside Rest Home (2/17/2021)	96	79	9
Rockingham County Nursing and Rehab (1/23/2021)	3	15	0
Rockingham County House of Corrections (9/13/2020)	11	1	0
St. Anne's Rehabilitation and Nursing Center Dover (12/22/2020)	17	16	0
St. Francis Rehabilitation and Nursing Center (1/29/2021)	37	26	15
St. Joseph's Residence Manchester (12/22/2020)	11	11	2
St. Teresa Rehabilitation and Nursing Center Manchester (12/3/2020)	31	18	9
St. Vincent Rehabilitation and Nursing Center (2/26/2021)	35	15	4
Salem Woods (5/18/2020)	23	26	10
Salemhaven (7/9/2020)	46	15	11
Secure Psychiatric Unit, NH Department of Corrections (1/25/2021)	20	10	0
Strafford County Jail (2/12/2021)	127	14	0
Studley Home Assisted Living Facility Rochester (12/16/2020)	30	4	2
Sullivan County Department of Corrections (2/24/2021)	35	12	0
Sullivan County Nursing Home (2/26/2021)	123	57	3
Summerhill Assisted Living (2/17/2021)	14	13	2
Villa Crest Manchester (7/1/2020)	54	45	15
Warde Health Center Windham (10/22/2020)	3	2	0
Warde Health Center Windham (1/5/2021)	23	14	2
Wentworth Senior Living (1/18/2021)	11	6	1
Woodcrest Village Assisted Living (2/12/2021)	21	17	3
Woodlawn Care Center Newport (12/10/2020)	33	24	4

### Number of Tests Conducted by Date of Report to NH DHHS

Polymerase Chain Reaction (PCR) Tests								
Testing Laboratory	2/25	2/26	2/27	2/28	3/01	3/02	3/03	Daily Average
NH Public Health Laboratories	1,004	261	335	0	87	0	739	347
LabCorp	489	496	441	347	302	650	596	474

Quest Diagnostics	621	589	481	338	256	83	322	384
Mako Medical	629	98	118	31	17	375	630	271
Dartmouth-Hitchcock Medical Center	399	458	372	101	249	393	368	334
NorDX Laboratory	463	276	138	150	89	731	285	305
Broad Institute	2,315	5,358	4,065	1,404	1,865	37	648	2,242
Other NH Hospital Laboratory	401	426	291	236	375	450	628	401
Other Laboratory*	641	354	274	209	219	219	323	320
University of New Hampshire**	4,051	3,706	2,291	12	3,897	3,717	4,235	3,130
<b>Total</b>	<b>11,013</b>	<b>12,022</b>	<b>8,806</b>	<b>2,828</b>	<b>7,356</b>	<b>6,655</b>	<b>8,774</b>	<b>8,208</b>

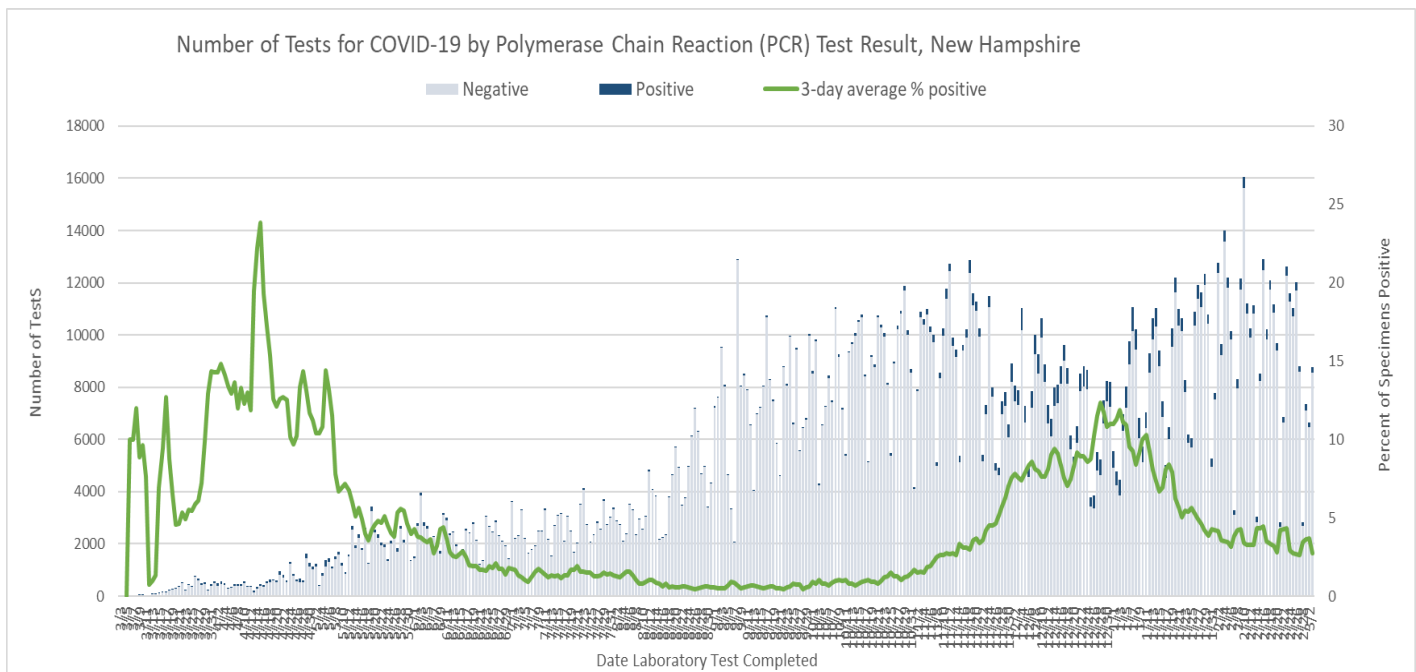
**Antibody Laboratory Tests**

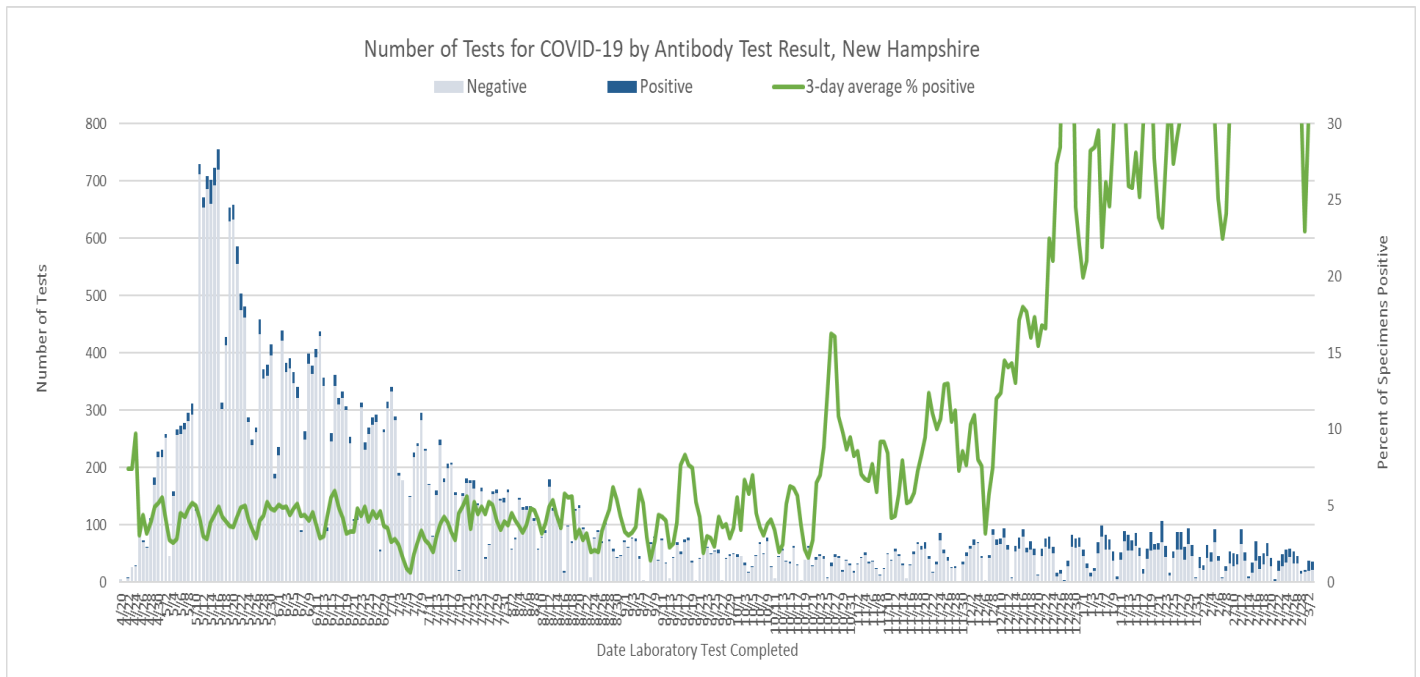
Testing Laboratory	2/25	2/26	2/27	2/28	3/01	3/02	3/03	Daily Average
LabCorp	7	10	16	4	0	16	18	10
Quest Diagnostics	22	20	19	8	7	1	7	12
Dartmouth-Hitchcock Medical Center	7	1	2	0	7	5	2	3
NorDX Laboratory	0	1	0	0	0	2	2	1
Other Laboratory*	13	11	6	0	3	3	1	5
<b>Total</b>	<b>49</b>	<b>43</b>	<b>43</b>	<b>12</b>	<b>17</b>	<b>27</b>	<b>30</b>	<b>32</b>

\* Includes out-of-state public health laboratories, out-of-state hospital laboratories, and other commercial laboratories not already listed in the table.

Note: Patients who had both antibody and polymerase chain reaction (PCR) tests are accounted for in both tables.

\*\* Includes tests conducted at the UNH laboartory and their contracted lab Veritas.





[NH DHHS Daily Update on COVID-19 Archive](#)

For more information, please visit the DHHS COVID-19 webpage at <https://www.nh.gov/covid19>.

###